



**CMI LIMITED**

AN ISO 9001, ISO 14001  
& OHSAS 18001 COMPANY  
CIN No. L74899DL1967PLC018031

Regd. & Marketing Office :  
501-503, New Delhi House,  
27, Barakhamba Road, New Delhi-110 001  
Ph. : 011-49570000  
Fax : 011-23739902  
E-mail : info@cmilimited.in  
Website : www.cmilimited.in

Date: 14.11.2018

BSE Limited  
Phiroze Jeejeebhoy Towers  
Dalal Street  
Mumbai-400 023  
**BSE Scrip Code: 517330**

National Stock Exchange of India Limited  
Exchange Plaza, 5<sup>th</sup> Floor  
Plot No. C/1, 'G' Block  
Bandra- Kurla Complex, Bandra (E)  
Mumbai – 400 051  
**NSE Symbol: CMICABLES**

Dear Sir(s),

**Sub: Outcome of Board Meeting/ Announcements pursuant to Regulation 30 and 33 of SEBI (Listing Obligations and Disclosures Requirements) Regulations, 2015**

Dear Sirs,

Pursuant to Regulation 30, 33 and other applicable provisions of SEBI (Listing Obligations and Disclosure Requirements) Regulations, 2015, this is to inform you that the Board of Directors of the Company at their meeting held on Wednesday, the 14th day of November, 2018 at 3.00 P.M at the registered office of the Company has, interalia:

1. Approved Standalone and Consolidated unaudited Financial Results for the quarter and half year ended 30<sup>th</sup> September, 2018.


The copy of results along with the limited review report by the statutory auditors is attached herewith for your record.

Thanking You

Yours Faithfully,  
For CMI Limited

*Subodh Kumar Barnwal*  
Subodh Kumar Barnwal  
Company Secretary






To  
Board of Directors  
CMI Limited  
501-503, New Delhi House,  
Barakhamba Road, New Delhi -110001

LIMITED REVIEW REPORT OF THE INDEPENDENT AUDITORS ON THE  
STANDALONE UNAUDITED FINANCIAL RESULTS FOR THE QUARTER ENDED ON  
30<sup>TH</sup> SEPTEMBER, 2018.

1. We have reviewed the accompanying statement of unaudited standalone financial results of CMI Limited (The Company) for the quarter and half year ended September 30, 2018 which are included in the accompanying 'Statement of Un-audited Financial Results for the quarter and half year ended September 30, 2018' ("the statement"). The statement has been prepared by the Company's Management pursuant to the requirement of Regulation 33 of the SEBI (Listing Obligations and Disclosure Requirements) Regulations, 2015 as modified by Circular No. CIR/CFD/FAC/62/2016 dated July 5, 2016 which has been initialled by us for identification purposes.
2. This statement is the responsibility of the Company's management and has been approved by the Board of Directors of the Company. Our responsibility is to issue a report on the Statement based on our review.
3. We conducted our review in accordance with the Standards on Review Engagements (SRE) 2410, "Review of Interim Financial Information Performed by the Independent Auditor of the Entity", issued by the Institute of Chartered Accountants of India. This standard requires that we plan and perform the review to obtain moderate assurance as to whether the statement is free of material misstatement. A review is limited primarily to inquires of company personnel and analytical procedures applied to financial data and thus provide less assurance than an audit. We have not performed an audit and accordingly, we do not express an audit opinion.



Delhi : H.O.  
54 (G.F), Rajendra Bhawan,  
Rajendra Place,  
New Delhi, India-110008

Faridabad :  
B-532, 2nd Floor,  
Nehru Ground,  
NIT, Faridabad -121001

Contact:  
Tel: +91 11 47980045  
info@knaca.in  
www.knaca.in

4. Based on our review conducted as above, nothing has come to our attention that causes us to believe that the accompanying Statement, prepared in accordance with the recognition and measurement principle laid down in the applicable Indian Accounting Standards (Ind AS) specified under Section 133 of the Companies Act, 2013 read with relevant rules issued thereunder and other recognized accounting practices and policies has not disclosed the information required to be disclosed in terms of Regulation 33 of SEBI (Listing Obligation and Disclosure Requirements) Regulations, 2015 read with SEBI Circular No. CIR/CFD/FAC/62/2016 dated July 5, 2016, including the manner in which it is to be disclosed, or that it contains any material misstatement.

For Krishna Neeraj & Associates  
Chartered Accountants

FRN: 0232

CA Krishna Neeraj  
Partner


Membership No. 506669

Date: November 14, 2018  
Place: New Delhi

**CMI LIMITED**AN ISO 9001, ISO 14001  
& OHSAS 18001 COMPANY  
CIN No. L74899DL1967PLC018031Regd. & Marketing Office :  
501-503, New Delhi House,  
27, Barakhamba Road, New Delhi-110 001  
Ph. : 011-49570000  
Fax : 011-23739902  
E-mail : info@cmilimited.in  
Website : www.cmilimited.in**STATEMENT OF STANDALONE UNAUDITED RESULTS FOR THE QUARTER AND HALF YEAR ENDED 30TH SEPTEMBER, 2018**

(Rs. in Lakhs)

Sr.No.	PARTICULARS	Quarter ended			Half year ended		Year ended 31.03.2018 Audited
		30.09.2018 Unaudited	30.06.2018 Unaudited	30.09.2017 Unaudited	30.09.2018 Unaudited	30.09.2017 Unaudited	
1	<b>Income from Operations</b>						
	(a) Sales/income from operations	10,330.54	9,909.70	8,999.65	20,240.24	19,455.24	39,465.22
	(b) Other Income	370.73	253.42	96.44	624.15	222.94	739.87
	<b>Total Income</b>	<b>10,701.27</b>	<b>10,163.12</b>	<b>9,096.09</b>	<b>20,864.39</b>	<b>19,678.18</b>	<b>40,205.09</b>
2	<b>Expenses</b>						
	a. Cost of materials consumed	8,152.77	7,379.31	6,233.77	15,532.08	14,061.85	27,975.79
	b. Purchase of stock-in-trade	526.18	454.99	68.71	981.17	247.70	3,801.42
	c. Changes in inventory of finished goods, work-in-progress and stock-in-trade	(224.19)	(1.13)	655.49	(225.32)	46.29	(1,031.33)
	d. Excise duty on sale of goods	-	-	-	-	1,118.20	1,118.20
	e. Employee benefits expense	157.74	167.18	109.35	324.92	229.58	478.62
	f. Finance costs	510.87	521.97	518.20	1,032.84	914.25	2,070.22
	g. Depreciation and amortisation expense	48.92	48.04	35.68	96.96	69.79	140.05
	h. Other Expenses	663.26	517.34	640.80	1,180.60	1,166.80	2,095.84
	<b>Total Expenses</b>	<b>9,835.55</b>	<b>9,087.70</b>	<b>8,262.00</b>	<b>18,923.25</b>	<b>17,854.46</b>	<b>36,648.81</b>
3	<b>Tax (1-2)</b>	<b>865.72</b>	<b>1,075.42</b>	<b>834.09</b>	<b>1,941.14</b>	<b>1,823.72</b>	<b>3,556.28</b>
4	Exceptional items	(2.69)	0.35	-	(2.34)	-	-
5	<b>Profit / (Loss) before Tax (3+4)</b>	<b>863.03</b>	<b>1,075.77</b>	<b>834.09</b>	<b>1,938.80</b>	<b>1,823.72</b>	<b>3,556.28</b>
6	<b>Tax Expenses</b>						
	Current Tax	278.84	351.16	275.00	630.00	585.90	1,177.34
	Deferred Tax	18.53	32.31	19.30	50.84	44.91	88.24
	<b>Total Tax Expense</b>	<b>297.37</b>	<b>383.47</b>	<b>294.30</b>	<b>680.84</b>	<b>630.81</b>	<b>1,265.58</b>
7	<b>Net Profit / (Loss) the period (5-6)</b>	<b>565.66</b>	<b>692.30</b>	<b>539.79</b>	<b>1,257.96</b>	<b>1,192.91</b>	<b>2,290.70</b>
8	Tax Expense)	-	(0.01)	(0.02)	(0.01)	(0.03)	(3.51)
9	<b>Total Comprehensive Income (7+8)</b>	<b>565.66</b>	<b>692.29</b>	<b>539.77</b>	<b>1,257.95</b>	<b>1,192.88</b>	<b>2,287.19</b>
10	each)	1,502.74	1,502.74	1,502.74	1,502.74	1,502.74	1,502.74
11	<b>Earning per equity share (EPS) (of Rs. 10/- each) (Not Annualised)</b>						
	a) Basic (Rs.)	3.76	4.61	3.58	8.37	7.94	15.26
	b) Diluted (Rs.)	3.76	4.61	3.58	8.37	7.94	15.26


For CMI LIMITED  
*Manoj Kumar*  
Chairman-Cum-Managing Director  
DIN:-00044300

**Notes:**

1. The above standalone financial results have been reviewed by the Audit Committee and approved by the Board of Directors at their meeting held on November 14, 2018.
2. These financial results have been prepared in accordance with the Companies (Indian Accounting Standards) Rules, 2015 (Ind-AS) prescribed under section 133 of the Companies Act, 2013 and other recognized accounting practices and policies to the extent applicable.
3. The Statutory Auditors have carried out a Limited Review of the results of the Company.
4. The Company's business activity falls within single business segment i.e. cables. Therefore, segment reporting as defined in Ind-AS 108 operating segment, is not applicable.
5. Effective from April 1, 2018, the Company adopted Ind AS 115 "Revenue from Contracts with Customers" using the cumulative catch-up transition method which is applied to contracts that were not completed as of April 1, 2018. Accordingly, the comparatives have not been retrospectively adjusted. The effect on adoption of Ind AS 115 was insignificant.
6. The process for amalgamation of CMI Energy India Private Limited, a wholly owned subsidiary of the Company, into CMI Limited in accordance with the provisions of Section 230 & 232 of the Companies Act, 2013 is in progress. The order from the Hon'ble National Company Law Tribunal (NCLT) for approving the Scheme of Amalgamation is awaited.
7. Previous period/year figures have been regrouped / restated wherever necessary.

Date: November 14, 2018

Place: New Delhi



For and on behalf of the Board  
CMI Limited

*Amit Jain*

Amit Jain

Chairman cum Managing Director

DIN: 00041300

**CMI Limited**

(Rs. in Lakhs)

Statement of Assets and Liabilities	As at	As at
	30.09.2018	31.03.2018
	(Unaudited)	(Audited)
<b>ASSETS</b>		
<b>Non-Current Assets</b>		
(a) Property, Plant and Equipment	1,043.30	1,046.82
(b) Capital work-in-progress	-	-
(c) Investment Properties	943.25	945.75
(d) Other Intangible assets	7.74	16.42
(e) Financial Assets		
(i) Investments	1,225.60	1,225.61
(ii) Loans	4,771.55	4,653.33
(iii) Others	-	-
(f) Deferred Tax Assets (Net)	100.88	151.71
(g) Other non current assets	46.39	38.66
<b>Total Non-Current Assets</b>	<b>8,138.71</b>	<b>8,078.30</b>
<b>Current Assets</b>		
(a) Inventories	8,967.17	8,793.10
(b) Financial Assets		
(i) Trade Receivables	16,723.44	13,494.02
(ii) Cash and cash equivalents	113.53	137.07
(iii) Other Bank Balances	900.25	882.25
(iv) Loans	624.08	4,894.08
(v) Other current financial Assets	-	-
(c) Current Tax Assets (Net)	-	-
(d) Other current assets	5,886.66	2,027.82
<b>Total Current Assets</b>	<b>33,215.13</b>	<b>30,228.34</b>
<b>Total Assets</b>	<b>41,353.84</b>	<b>38,306.64</b>
<b>EQUITY AND LIABILITIES</b>		
<b>Equity</b>		
(a) Equity Share Capital	1,503.07	1,503.07
(b) Other Equity	13,180.76	11,922.81
<b>Total Equity</b>	<b>14,683.83</b>	<b>13,425.88</b>
<b>Liabilities</b>		
<b>Non-Current Liabilities</b>		
(a) Financial Liabilities		
(i) Borrowing	789.11	809.71
(ii) Other Financial Liabilities	282.80	302.40
(b) Provisions	48.60	64.54
(b) Deferred Tax Liabilities (Net)	-	-
(d) Other non-current liabilities	-	-
<b>Total Non-Current Liabilities</b>	<b>1,120.51</b>	<b>1,176.65</b>
<b>Current Liabilities</b>		
(a) Financial Liabilities		
(i) Borrowing	12,999.07	13,246.10
(ii) Trade payables	8,066.20	6,430.18
(iii) Other Financial Liabilities	556.60	428.87
(b) Other current liabilities	121.52	396.92
(c) Provisions	20.83	43.07
(d) Current Tax liability (Net)	3,785.28	3,158.97
<b>Total Current Liabilities</b>	<b>25,549.50</b>	<b>23,704.11</b>
<b>Total Equity and Liabilities</b>	<b>41,353.84</b>	<b>38,306.64</b>



Chairman-Cum-Managing Director  
DIN:-00041300



To  
Board of Directors  
CMI Limited  
501-503, New Delhi House,  
Barakhamba Road, New Delhi -110001

LIMITED REVIEW REPORT OF THE INDEPENDENT AUDITORS ON THE  
CONSOLIDATED UNAUDITED FINANCIAL RESULTS FOR THE QUARTER ENDED ON  
30TH SEPTEMBER, 2018.

1. We have reviewed the accompanying statement of unaudited consolidated financial results of CMI Limited (The Company) for the quarter and half year ended September 30, 2018 which are included in the accompanying 'Statement of Un-audited Financial Results for the quarter and half year ended September 30, 2018' ("the statement"). The statement has been prepared by the Company's Management pursuant to the requirement of Regulation 33 of the SEBI (Listing Obligations and Disclosure Requirements) Regulations, 2015 as modified by Circular No. CIR/CFD/FAC/62/2016 dated July 5, 2016 which has been initialled by us for identification purposes.
2. This statement is the responsibility of the Company's management and has been approved by the Board of Directors of the Company. Our responsibility is to issue a report on the Statement based on our review.
3. We conducted our review in accordance with the Standards on Review Engagements (SRE) 2410, "Review of Interim Financial Information Performed by the Independent Auditor of the Entity", issued by the Institute of Chartered Accountants of India. This standard requires that we plan and perform the review to obtain moderate assurance as to whether the statement is free of material misstatement. A review is limited primarily to inquires of company personnel and analytical procedures applied to financial data and thus provide less assurance than an audit. We have not performed an audit and accordingly, we do not express an audit opinion.



Delhi : H.O.  
54 (G.F.), Rajendra Bhawan,  
Rajendra Place,  
New Delhi, India-110008

Faridabad :  
B-532, 2nd Floor,  
Nehru Ground,  
NIT, Faridabad -121001

Contact:  
Tel: +91 11 47980045  
info@knaca.in  
www.knaca.in

4. Based on our review conducted as above, nothing has come to our attention that causes us to believe that the accompanying Statement, prepared in accordance with the recognition and measurement principle laid down in the applicable Indian Accounting Standards (Ind AS) specified under Section 133 of the Companies Act, 2013 read with relevant rules issued thereunder and other recognized accounting practices and policies has not disclosed the information required to be disclosed in terms of Regulation 33 of SEBI (Listing Obligation and Disclosure Requirements) Regulations, 2015 read with SEBI Circular No. CIR/CFD/FAC/62/2016 dated July 5, 2016, including the manner in which it is to be disclosed, or that it contains any material misstatement.

In our opinion and to the best of our information and according to explanations given to us, these consolidated financial results:

- a) Include financial results of the following entities:
- Its wholly owned subsidiary M/s CMI Energy India Private Limited
  - M/s CMI Agro Limited (Wholly owned subsidiary of CMI Energy India Private Limited)
- b) are presented in accordance with the regulation 33 of SEBI(Listing Obligation and Disclosure Requirements) Regulations, 2015 read with SEBI Circular No. CIR/CFD/FAC/62/2016 dated July 5, 2016 and
- c) give true and fair view of the consolidated net profit and other financial information for the quarter and half year ended September 30, 2018.

For Krishna Neeraj & Associates

Chartered Accountants

FRN: 023235

CA. Krishna Neeraj  
Partner  
Membership No. 506669

Date: November 14, 2018

Place: New Delhi



**CMI LIMITED**AN ISO 9001, ISO 14001  
& OHSAS 18001 COMPANY  
CIN No. L74899DL1967PLC018031

Regd. &amp; Marketing Office :

501-503, New Delhi House,  
27, Barakhamba Road, New Delhi-110 001

Ph. : 011-49570000

Fax : 011-23739902

E-mail : info@cmlimited.in

Website : www.cmlimited.in

## STATEMENT OF CONSOLIDATED UNAUDITED RESULTS FOR THE QUARTER AND HALF YEAR ENDED 30TH SEPTEMBER, 2018

(Rs. in Lakhs)

Sr.No.	PARTICULARS	Quarter ended			Half year ended		Year ended 31.03.2018 Audited
		30.09.2018 Unaudited	30.06.2018 Unaudited	30.09.2017 Unaudited	30.09.2018 Unaudited	30.09.2017 Unaudited	
1	<b>Income from Operations</b>						
	(a) Sales/income from operations	14,723.34	12,821.51	13,432.08	27,544.85	27,969.12	57,390.56
	(b) Other Income	331.47	180.73	62.52	512.20	98.44	295.96
	<b>Total Income</b>	<b>15,054.81</b>	<b>13,002.24</b>	<b>13,494.60</b>	<b>28,057.05</b>	<b>28,067.56</b>	<b>57,686.52</b>
2	<b>Expenses</b>						
	a. Cost of materials consumed	12,292.08	10,415.52	8,812.71	22,707.60	20,037.03	43,838.40
	b. Purchase of stock-in-trade	178.99	13.16	-	192.15	-	431.87
	c. Changes in inventory of finished goods, work-in-progress and stock-in-trade	(1,089.92)	(738.80)	1,484.51	(1,828.72)	393.91	(849.92)
	d. Excise duty on sale of goods	-	-	-	-	1,384.57	1,384.57
	e. Employee benefits expense	483.36	443.68	376.03	927.04	766.19	1,579.54
	f. Finance costs	784.28	831.37	697.58	1,615.65	1,326.42	2,895.81
	g. Depreciation and amortisation expense	315.16	299.38	263.67	614.54	522.66	1,048.23
	h. Other Expenses	1,116.41	810.76	910.77	1,927.17	1,777.09	3,419.99
	<b>Total Expenses</b>	<b>14,080.36</b>	<b>12,075.07</b>	<b>12,545.27</b>	<b>26,155.43</b>	<b>26,207.87</b>	<b>53,748.49</b>
3	<b>Profit / (Loss) before Exceptional items and Tax (1-2)</b>	<b>974.45</b>	<b>927.17</b>	<b>949.33</b>	<b>1,901.62</b>	<b>1,859.69</b>	<b>3,938.03</b>
4	Exceptional items	(2.69)	0.35	-	(2.34)	-	-
5	<b>Profit / (Loss) before Tax (3+4)</b>	<b>971.76</b>	<b>927.52</b>	<b>949.33</b>	<b>1,899.28</b>	<b>1,859.69</b>	<b>3,938.03</b>
6	<b>Tax Expenses</b>						
	Current Tax	278.84	351.16	275.00	630.00	585.90	1,177.34
	Deferred Tax	52.77	(12.85)	59.97	39.92	56.27	180.17
	<b>Total Tax Expense</b>	<b>331.61</b>	<b>338.31</b>	<b>334.97</b>	<b>669.92</b>	<b>642.17</b>	<b>1,357.51</b>
7	<b>Net Profit / (Loss) the period (5-6) of Tax Expense)</b>	<b>640.15</b>	<b>589.21</b>	<b>614.36</b>	<b>1,229.36</b>	<b>1,217.52</b>	<b>2,580.52</b>
8		-	(0.01)	(0.02)	(0.01)	(0.03)	(1.97)
9	<b>Total Comprehensive Income (7+8)</b>	<b>640.15</b>	<b>589.20</b>	<b>614.34</b>	<b>1,229.35</b>	<b>1,217.49</b>	<b>2,578.55</b>
10	<b>Rs.10 each)</b>	<b>1,502.74</b>	<b>1,502.74</b>	<b>1,502.74</b>	<b>1,502.74</b>	<b>1,502.74</b>	<b>1,502.74</b>
11	<b>Earning per equity share (EPS) (of Rs. 10/- each) (Not Annualised)</b>						
	a) Basic (Rs.)	4.26	3.92	4.07	8.18	8.10	17.19
	b) Diluted (Rs.)	4.26	3.92	4.07	8.18	8.10	17.19

For CMI LIMITED  
*Anil Jain*  
Chairman & Managing Director  
DIN: 00041300


**Notes:**

1. The above consolidated financial results have been reviewed by the Audit Committee and approved by the Board of Directors at their meeting held on November 14, 2018.
2. These financial results have been prepared in accordance with the Companies (Indian Accounting Standards) Rules, 2015 (Ind-AS) prescribed under section 133 of the Companies Act, 2013 and other recognized accounting practices and policies to the extent applicable.
3. The Statutory Auditors have carried out a Limited Review of the consolidated results of the Company.
4. The consolidated financial results include results of the Company and its wholly owned subsidiary M/s CMI Energy India Private Limited and M/s CMI Agro Limited (wholly owned subsidiary of CMI Energy India Private Limited)
5. The Company's business activity falls within single business segment i.e. cables. Therefore, segment reporting as defined in Ind-AS 108 operating segment, is not applicable.
6. Effective from April 1, 2018, the Company adopted Ind AS 115 "Revenue from Contracts with Customers" using the cumulative catch-up transition method which is applied to contracts that were not completed as of April 1, 2018. Accordingly, the comparatives have not been retrospectively adjusted. The effect on adoption of Ind AS 115 was insignificant.
7. The process for amalgamation of CMI Energy India Private Limited, a wholly owned subsidiary of the Company, into CMI Limited in accordance with the provisions of Section 230 & 232 of the Companies Act, 2013 is in progress. The order from the Hon'ble National Company Law Tribunal (NCLT) for approving the Scheme of Amalgamation is awaited.
8. Previous period/year figures have been regrouped / restated wherever necessary.

**Date: November 14, 2018**

**Place: New Delhi**



For and on behalf of the Board  
CMI Limited  
  
Amit Jain  
Chairman cum Managing Director  
DIN: 00041300

**CMI Limited (Consolidated)**

(Rs. in Lakhs)

Statement of Assets and Liabilities	As at	As at
	30.09.2018 (Unaudited)	31.03.2018 (Audited)
<b>ASSETS</b>		
<b>Non-Current Assets</b>		
(a) Property, Plant and Equipment	14,696.10	14,995.82
(b) Capital work-in-progress	269.34	422.20
(c) Investment Properties	943.25	945.75
(d) Other Intangible assets	47.22	94.05
(e) Financial Assets	-	-
(i) Investments	0.05	0.06
(ii) Loans	86.97	97.03
(iii) Others	-	-
(f) Deferred Tax Assets (Net)	1,602.55	1,637.08
(g) Other non current assets	860.83	786.97
<b>Total Non-Current Assets</b>	<b>18,506.31</b>	<b>18,978.96</b>
<b>Current Assets</b>		
(a) Inventories	13,787.26	12,756.49
(b) Financial Assets		
(i) Trade Receivables	24,081.60	22,672.61
(ii) Cash and cash equivalents	120.32	143.23
(iii) Other Bank Balances	1,149.35	1,077.65
(iv) Loans	176.85	88.87
(v) Other current financial Assets	492.04	491.10
(c) Current Tax Assets (Net)	23.96	22.83
(d) Other current assets	6,845.24	3,098.47
<b>Total Current Assets</b>	<b>46,676.62</b>	<b>40,351.25</b>
<b>Total Assets</b>	<b>65,182.93</b>	<b>59,330.21</b>
<b>EQUITY AND LIABILITIES</b>		
<b>Equity</b>		
(a) Equity Share Capital	1,503.07	1,503.07
(b) Other Equity	23,540.04	22,310.70
<b>Total Equity</b>	<b>25,043.11</b>	<b>23,813.77</b>
<b>Liabilities</b>		
<b>Non-Current Liabilities</b>		
(a) Financial Liabilities		
(i) Borrowing	4,127.12	4,469.19
(ii) Other Financial Liabilities	-	-
(b) Provisions	51.51	66.84
(c) Deferred Tax Liabilities (Net)	41.34	35.94
(d) Other non-current liabilities	-	-
<b>Total Non-Current Liabilities</b>	<b>4,219.97</b>	<b>4,571.97</b>
<b>Current Liabilities</b>		
(a) Financial Liabilities		
(i) Borrowing	20,213.50	16,566.65
(ii) Trade payables	9,950.52	9,091.71
(iii) Other Financial Liabilities	1,659.20	1,443.80
(b) Other current liabilities	290.52	640.08
(c) Provisions	20.83	43.26
(d) Current Tax liability (Net)	3,785.28	3,158.97
<b>Total Current Liabilities</b>	<b>35,919.85</b>	<b>30,944.47</b>
<b>Total Equity and Liabilities</b>	<b>65,182.93</b>	<b>59,330.21</b>



**CMI LIMITED**  
*Audit Firm*  
 Charman-Gen-Managing Director  
 DIN:-00041300